



Technical Guide

2012 NZ MTB Championships
UCI Category CN

Nelson January 27th – 29th 2012



GENERAL RACE INFORMATION

- The National Championships CN event is registered with the UCI for Cross Country, Downhill and Cross Country Eliminator events.
- The categories listed with the UCI for these events are as follows:
 - Cross Country: Mens and Womens Elite; Mens and Womens Juniors (U19)
 - Downhill: Mens and Womens Elite
 - Cross Country Eliminator: Mens and Womens Elite
- U23 XCO riders who are approved by the MTBNZ Selection Panel to race in the Elite category must ride in the Elite XCO event. U23 riders who are not approved to race in the Elite category must ride in the Senior (19-29yrs) age group.
- UCI points are being awarded as per the UCI Regulations for the appropriate points scale, and summarized as follows:
 - To the first 10 places in Elite Men and Womens XCO categories
 - To the first 3 places in Junior Men and Womens XCO categories
 - To the first 10 places in Elite Men and Womens DHI categories
- Riders in the Elite category must present a current and appropriate 2012 race license, issued by their National Cycling Federation or proof thereof. Registration will not accept entry of non-licensed Elite riders.
- Bike and Helmet inspection at Registration will not occur. It is the riders responsibility to ensure their bike and helmet are race worthy. Commissaires may make spot checks if they are concerned about the integrity of a helmet.
- Entry procedure – National Federations and riders can access all event information on the www.mtbnz.org website which provides links to the online entry system or a downloadable entry form. The Pre-entry systems will open in November 2011 and entries will be accepted up until the Wednesday before each event (on-line) or the Monday before each event (postal). Riders are encouraged to pre-enter to help with the planning of events, and it is suggested that the online receipt is printed and presented at registration as verification.
- Registration is managed on the day of competition as per the timetable and the race office is set-up on site at all events.
- Pre-entry administration is managed by MTBNZ staff. Once the entry close off date has been met, entries are managed by the MTBNZ Event Coordinator.
- Race plate numbers are provided at registration and the numbers are allocated by the Secretary Commissaire.
- Elite rider plates are 1-50 with all other plates being allocated as entries are received

- Refunds – For those riders who have pre-entered, a 50% refund of the race entry fee will be given providing that MTBNZ has been notified in writing, by fax or email at least 10 days before the date of the event.
- Please be aware that all race license holders are subject to drug testing to ensure competitions are fair and riders are free from the use of performance enhancing drugs.
- Drug testing could happen at any time and will be administered by DrugFree Sport NZ. Riders chosen will be informed by anti-doping officials. Further information on Anti Doping can be found on the BikeNZ website (www.bikenz.org.nz). Drug Testing will be undertaken at premises determined by DrugFree Sport NZ, or on site at the events at provided facilities.
- Any medical problems should be reported to the Commissaires Panel or attending medical staff.
- Financial conditions regarding travel - riders are responsible for their own travel and accommodation arrangements and are required to cover any costs personally incurred. Riders from other than the NZ National Federation should present the appropriate International License which includes up to date insurance cover.
- XCO laps provided in the following information are given as a guide only and may be subject to changes on race day as decided by the President of the Commissaires Panel.
- An area allocated for Press Conferences and riders/managers meeting will be setup on site at the events.
- Website for all event information, results etc is www.mtbnz.org

National Federation

BikeNZ
P.O. Box 38170
Wellington Mail Centre
Lower Hutt 5045
04 5600333

Event Organiser

Mountainbike New Zealand
P.O. Box 172
Nelson
Event Manager: Chris Mildon
021 2309120

Event Hosts

Nelson MTB Club
PO Box 82
Nelson
Contact Chris Mildon 021 2309120

PROGRAMME AND SCHEDULE OF COMPETITION (all events, competition week)

Monday (before competition)	Postal entries close
Wednesday (before competition)	On-line entries close. A late fee will be applied to entries received after this date.
Thursday Jan 26th	All courses available for rider inspection. Commissaires course inspections and sign-off.
Friday Jan 27th	
9am to 12pm	DHI practice (slow runs)
1pm to 2pm	Super D registration
2pm to 5pm	Super D official practice
6pm	<i>Super D Race</i>
7.45pm	<i>Super D presentations</i>
9am to 5pm	XCO Course open for practice
Saturday Jan 28th	
9am to 12pm	DHI registration
9am to 5pm	DHI practice (slow runs 9-12pm; race pace 1-5pm)
9am to 10am	XCO Race 1 (Age Group) Registration at event
10.15am	XCO Race 1 Briefing and call up
<i>10.30am</i>	<i>XCO Race 1 Start</i>
12.30pm to 1.30pm	XCO Registration Race 2 (Elite/U23 and Under 19) - Feed Zone passes also issued
<i>1pm</i>	<i>XCO Race 1 Presentations, at event</i>
1.45pm	XCO Race 2 Briefing and call up
<i>2.00pm</i>	<i>XCO Race 2 Start</i>
<i>4.45pm</i>	<i>XCO Race 2 Presentations, at event</i>
Sunday Jan 29th	
8.30am to 9.30am	DHI practice
9.30am to 9.45am	DHI Elite practice
10am	DHI Briefing
10.30am	DHI Timed qualifying (seeding) start
11am to 12pm	XCE registration
12.05	XCE Qualification start
1pm	<i>XCE Race start</i>
1.45pm	<i>XCE Presentations</i>
2pm	<i>DHI Race start</i>
4.30pm	<i>DHI Presentations</i>

Projected Lap Numbers

(To be confirmed by the President of the Commissaires Panel)

Race 1

Senior Men	4 Laps (projected race time 1.25 hour min, 1.55 hours max)
Masters Men 1 & 2	4 Laps (projected race time 1.25 hour min, 1.55 hours max)
Masters Men 3	4 Laps (projected race time 1.25 hour min, 1.55 hours max)

Men Under 17	4 Laps (projected race time 1 hour min, 1.25 hours max)
Men Under 15	3 Laps (projected race time 1 hour min, 1.25 hours max)
Senior Women	3 Laps (projected race time 1.25 hour min, 1.55 hours max)
Masters Women 1,2 & 3	3 Laps (projected race time 1.25 hour min, 1.55 hours max)
Women Under 17	3 Laps (projected race time 1 hour min, 1.25 hours max)
Women Under 15	2 Laps (projected race time 1 hour min, 1.25 hours max)

Race 2

<i>Elite Men</i>	<i>7 Laps (projected race time: 1.5 hours min, 1.75 hours max)</i>
Men Under 19	5 Laps (projected race time 1 hour min, 1.25 hours max)
<i>Elite Women</i>	<i>5 Laps (projected race time: 1.5 hours min, 1.75 hours max)</i>
Women Under 19	3 Laps (projected winning time 1 hour min, 1.25 hours max)

COMMISSAIRES PANEL, UCI STAFF

President of Commissaires Panel (International Commissaire)	To be confirmed
Assistant President of Commissaires Panel	To be confirmed
Secretary of Commissaires Panel	To be confirmed
Start Line Commissaire,	To be confirmed
Finish Line Commissaire	To be confirmed
Nat'l/Int'l Commissaire, additional	To be confirmed

RACE ORGANISER

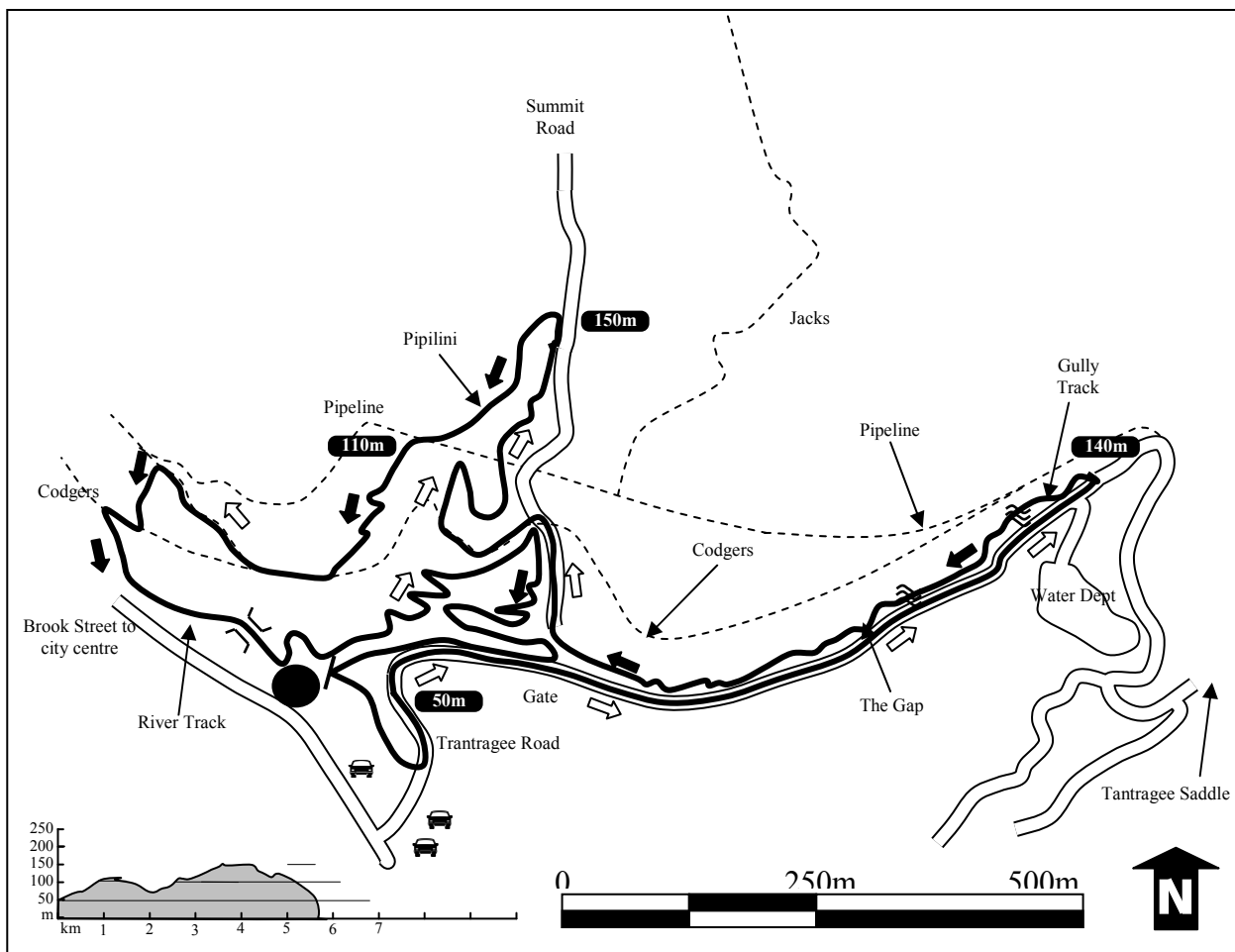
Event Manager	Chris Mildon (MTBNZ)
Timing/Results Manager	Hamish Seaton (Active Systems Ltd)
Host MTBNZ Affiliated Clubs	Nelson MTB Club

OTHER OFFICIALS

Race Paramedic Service	Triple One Care Nelson Andre Slierendrecht 027 2294739
------------------------	---

COURSE MAPS AND DESCRIPTION

COURSE MAP AND DESCRIPTION, XCO



Specific:

Course Length: 5.2km

Elevation: 200m climbing each lap

Marshall Location: 10 x course marshalls covering all intersections; plus three x course marshalls covering Firball singletrack

Medical Points: Base station at Start/Finish area in event village, plus roving and mobile marshall on course (50cc motorbike).

Start: At the Tantragee Rd carpark

Finish: Event Village, adjacent River Track

Feed/Technical Zone: Event Village (double sided)

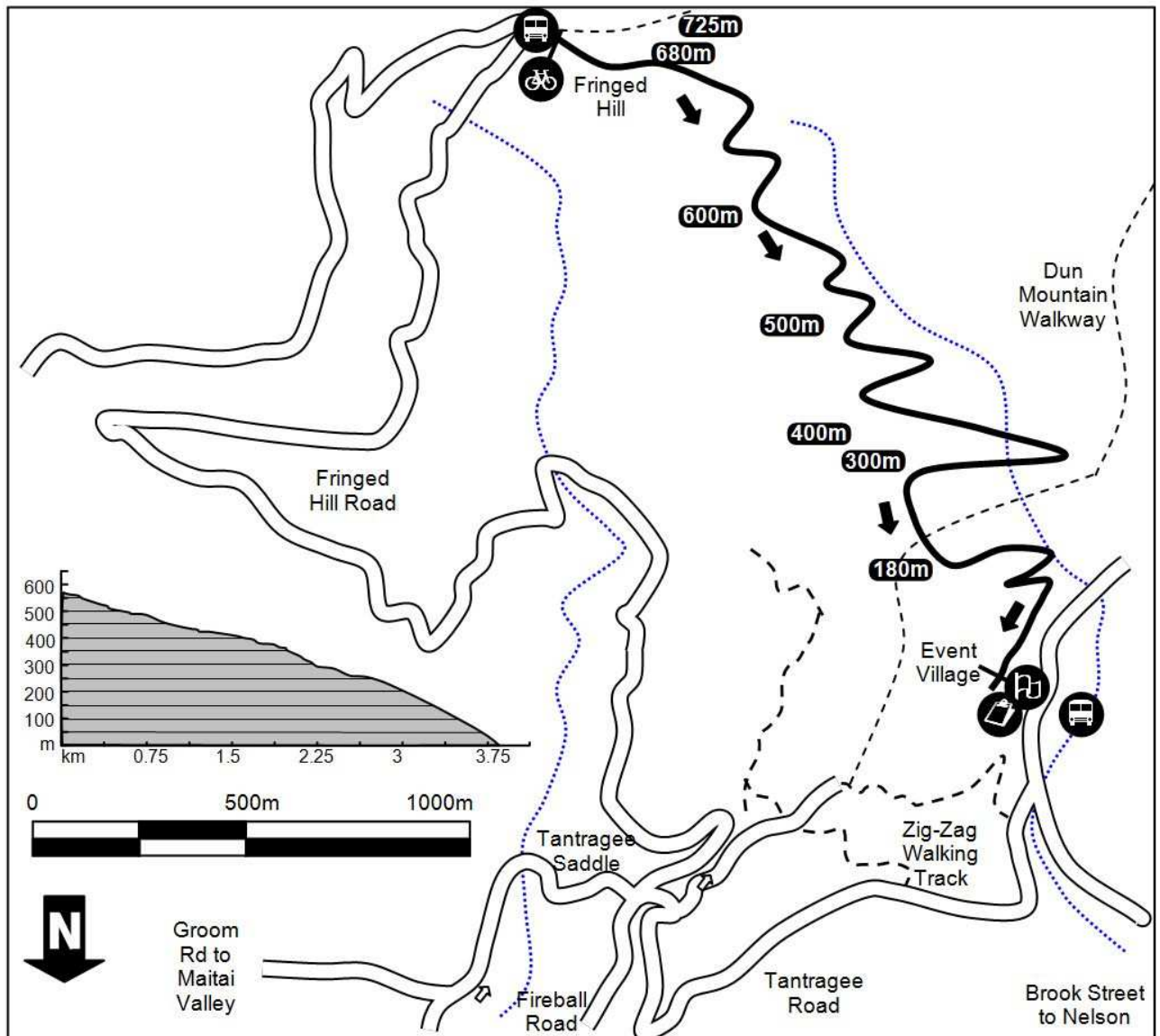
Description:

The National Champs course in the Codgers MTB Park is a winding, pinchy, sprint course in sync with the way European World Cup courses are now being set. Briefly described as follows:

Up Tantragee Rd; down Gully; up Summit Rd; down Codgers; up Tusk; right and up Pig; left and down Snout; up Pipilini Lower Link; up Pipilini Link; down Pipilini; right onto Codgers; right

and up 4WD track; left and down 4WD track; right onto Codgers; left and down Andrews Kink; along River Track to event village; up Bridge Track, up DC; right and down Whip; up pinch and down Cane; left and along Lower Road to Summit Rd; across creek, right and down Walnut back to event village.

COURSE MAP AND DESCRIPTION, DHI



The 2012 National Champs Downhill course is similar to that used for the first time at the NZ MTB Cup in 2011. Sections have been widened in the technical sections, and a new section into the finish area constructed to improve the flow of the course. Long, tough and a complete test.

COURSE DESCRIPTION, SUPER D

For the first time at national level, a Super D makes an appearance. This new discipline will be offered at World Cup level in 2013, and NZ is getting on board! The Nelson Super D course has been proven with events held on these trails late 2011. Starting at the top of Sharlands Hill in the middle of the Codgers MTB Park, riders will descend the back side of Firball, climb across to Turners and descend that full trail, climb again up Fireball Rd and drop in to the Dog Trails to finish in Almond Tree Flat beside the Maitai River.

The finish line, staging area and event village for the Super D will be at Almond Tree Flat, Maitai Road. The entrance to the flat is approximately 3km up Maitai Road from the end of Nile Street East.

COURSE DESCRIPTION, XCE

Also for the first time at national level, Cross Country Eliminator racing makes an appearance. This new discipline was trialled at World Cup level in 2011 and is now part of the international programme. The XCE course will circle the Downhill events village, and is a short, 600m long lap. XCE racing uses a 4X qualification and knock-out style format, where 3-4 riders compete each heat to progress through to the next round. Fun, brutal and spectator friendly.

EQUIPMENT REQUIREMENTS (MTBNZ)

- a) Every competitor must wear a HARD SHELL helmet that is correctly fitted during practice and racing. Soft-shell helmets are illegal and use of a soft-shell helmet will mean not being able to start and/or disqualification. This includes helmets with cloth covers. Helmets must be worn during official training runs, as well as during competition. DH and 4X riders must wear full face helmets.
- b) There is a Protective Equipment Policy for all Downhill/4X riders. See the following section for details.
- c) A competitor's footwear must be fully enclosed.
- d) Competitor's bicycles must be in good working order with functional front and rear brakes, capable of skidding the tires.
- e) Handlebar ends must be plugged and not have any sharp edges. This also applies to all forms of bar ends. These may be inspected by the event commissaires.
- f) We recommend that each cross-country competitor carry:
- At least 500ml of water, a small first aid kit
 - A tire inflation device, puncture repair kit and spare tube, a folding tool set and a chain breaker.

DOWNHILL PROTECTIVE EQUIPMENT

Armour Guidelines

MTBNZ operate a minimum body armour rule for competitors riding in MTBNZ National and Championship events. This document is to assist riders with the minimum criteria expected; it is not a finite list of acceptable armour as no definitive list is available either from governing bodies or the industry.

MTBNZ recommends affiliated MTB Clubs also adopt these Guidelines for their own activities.

The level of protection is split into two age groups, U15/17/U19 (18 and under) and Seniors and above (19 and over).

U15/17/U19 (age 18 and below)

Guiding Principle: Knee and elbow protection required with short and long sleeve jerseys and pants.

All equipment used should have been designed and sold with the express purpose of being used as protective sports clothing.

Compulsory

1. Full Face Helmet

Requirements

- Single construction full face type
- Safety certified at an ASTM F1147; AS/NZS 2063; CE (EN1078) or Snell (B90 or B95) acceptable level.

Not permitted

- Any helmet without an integral chin guard.

2. Elbows/Forearms

Requirements

- Elbow protectors with the following properties:
 - Self fastening- does not require auxiliary fastening devices to secure to the body.
 - Can be stand alone elbow protectors or as part of a protective suit e.g. full body, half body or vest.
 - Can be elbow only or combined elbow/forearm protection.

3. Knee/Shin

Requirements

- Knee protectors with the following properties:
 - Self fastening- does not require auxiliary fastening devices to secure to the body.
 - Can be stand alone leg protectors or part of a protective suit e.g. full body, half body or vest.
 - Can be one piece knee/shin protectors or separate knee and shin padding.

Highly Recommended

1. Spinal

Requirements

- Self fastening- does not require auxiliary fastening devices to secure to the body.
- Cover full length of back (spine) from between shoulder blades to tail bone.
- Can be fully, partially or non articulated in design.
- Can be stand alone back protectors or part of a protective suit e.g. full body, half body or vest.

Not Recommended

- Motocross style “roost guards” unless with a specific back protector, not just a rear roost deflector.

2. Shoulder

Requirements

- Self fastening- does not require auxiliary fastening devices to secure to the body.
- Outer shell should be constructed of a solid material e.g. Hard Shell Plastic.
- Can be stand alone shoulder protectors or part of a protective suit e.g. full body, half body or vest.

3. Neck Brace

Requirements

- Self fastening- does not require auxiliary fastening devices to secure to the body.
- Leatt Brace style construction or similar

4. Gloves

- Giving full finger and palm coverage.

Seniors and Above (age 19 and over)

Guiding Principle: Flexibility to mix and match:

- Knee and elbow protection not required with long sleeve jerseys and/or pants.
- Knee and elbow protection required with short sleeve jerseys and/or pants.

All equipment used should have been designed and sold with the express purpose of being used as protective sports clothing.

Compulsory

1. Full Face Helmet

Requirements

- Single construction full face type
- Safety certified at an ASTM F1147; AS/NZS 2063; CE (EN1078) or Snell (B90 or B95) acceptable level.

Not permitted

- Any helmet without an integral chin guard.

2. Elbows/Forearms

Requirements

- Long sleeve jersey giving full arm cover, to the wrist, **OR:**
- Short sleeve jerseys worn with elbow protectors with the following properties
 - Self fastening- does not require auxiliary fastening devices to secure to the body.
 - Can be stand alone elbow protectors or as part of a protective suit e.g. full body, half body or vest.
 - Can be elbow only or combined elbow/forearm protection.

Not permitted

- Short sleeved jerseys (elbow and above), when worn without elbow protection

3. Knee/Shin

Requirements

- Long leg pants giving full cover to the ankle, **OR:**
- Short leg pants worn with knee protectors with the following properties:
 - Self fastening- does not require auxiliary fastening devices to secure to the body.
 - Can be stand alone leg protectors or part of a protective suit e.g. full body, half body or vest.
 - Can be one piece knee/shin protectors or separate knee and shin padding.

Not permitted

- Short leg pants (above ankle), when worn without knee protectors

Highly Recommended

1. Spinal

Requirements

- Self fastening- does not require auxiliary fastening devices to secure to the body.
- Cover full length of back (spine) from between shoulder blades to tail bone.
- Can be fully, partially or non articulated in design.

- Can be stand alone back protectors or part of a protective suit e.g. full body, half body or vest.

Not permitted

- Motocross style “roost guards” unless with a specific back protector, not just a rear roost deflector.

2. Shoulder

Requirements

- Self fastening- does not require auxiliary fastening devices to secure to the body.
- Outer shell should be constructed of a solid material e.g. Hard Shell Plastic.
- Can be stand alone shoulder protectors or part of a protective suit e.g. full body, half body or vest.

3. Neck Brace

Requirements

- Self fastening- does not require auxiliary fastening devices to secure to the body.
- Leatt Brace style construction or similar

4. Gloves

- Giving full finger and palm coverage.

RACING RULES – GENERAL (and as per UCI Cycling Regulations Chapter 4, 1st May 2011)

a) Competitors must complete the entire race (or individual stage) on the same bicycle upon which they started the race/stage. Any part of the bicycle can be replaced during the race other than the frame, and the rider must cross the finish line with the same handlebar number plate that he started with.

b) Technical Assistance (and as per 4.2.043-047): repairs and equipment changes can be carried out in the Feed/Technical Zone by the rider himself, or with the help of a team-mate, team mechanic or neutral technical assistance. Small items such as tools and inner tubes may be handed up to the rider from the feed/technical zones. Technical assistance is also permitted outside the feed/technical zones only between riders who are members of the same UCI MTB Team or of the same National Team.

c) Feeding (and as per 4.2.033-039): competitors may only receive food, drink and clean eyewear from assistants within designated Feed/Technical zones. Food, drink, sponges and glasses must be passed hand to hand. Please note 4.2.039 which allows physical contact between the rider and feeder/mechanic. Only one feeder per competitor is permitted in the feed zone. Please also note 4.2.040 which no longer permits the spraying of water over riders and their bicycles.

d) Race numbers must be displayed on the handlebars of the bicycle. Altering, cutting or placing of unauthorised sponsors' logos on numbers will result in a fine and/or disqualification. This includes for photo shoots, prizegivings and TV/video interviews. Entry to the event signifies acceptance by the rider of this condition. It is the responsibility of the rider to inform his/her sponsors of this condition. BikeNZ will not be liable for any loss, financial or otherwise incurred by any rider who is required to meet this condition.

- e) All riders must display their race numbers if riding the course on the official practice day(s) or on race day(s). Downhill riders will not be allowed on the downhill transport unless they have a number attached to the handlebars of their bicycle.
- f) No competitors are to use any transport other than the official transport supplied by the race organisers for the official downhill practice or race day(s).
- g) Riders must not use offensive or abusive language during the race, act in any anti-sporting manner, be disrespectful to the event volunteers / officials or ignore the race regulations.
- h) Riders are not permitted to shortcut the course. The responsibility for following the official route lies with the rider. If you do not follow the official route you will be disqualified.
- i) Riders are not permitted to willingly alter the course in any way without first consulting with the race officials. This includes moving rocks, logs, tape or other natural obstacles.
- j) Riders must act in a polite manner at all times and permit any faster rider to overtake without deliberately obstructing.
- k) A rider's race **ceases when the winner of their class finishes**. ie. riders complete their current lap. Lapped riders continue to ride and finish only when the first rider in their class has completed the event.
- l) **UCI EVENTS ONLY** – For Elite XC races, the 80% rule will apply at the discretion of the President of the Commissaires Panel. If a slower rider is more than 80% of the time it takes the leading rider to complete a lap behind that leading rider at the start/finish line, the slower rider may be withdrawn under the 80% rule.

REGISTRATION FOR EVENTS / SIGNING OFF

- a) **Downhill**
Riders must register on the official practice dayS during the designated times. No new entries will be accepted on race day.
- b) **Cross Country**
Riders must register on race day or practice day during designated times.

DNF

If you are pulling out of a race (DNF or Did Not Finish), you **MUST** sign off as DNFed at the timing caravan. This is to ensure that everybody is accounted for at the conclusion of the race. If you DNF and fail to sign off then you may be fined or disallowed from competing in further races.

UCI RACES ONLY - FEED/TECHNICAL ZONE:

To enter the feed zone assistants must have a feed zone pass or accreditation and display it at all times. The pass will be issued to riders when they register, or at a prior Team Manager's meeting. Only one feeder per competitor is allowed.

YOU CAN:

1. Hand up food, drink or eye wear to a competitor. This is hand to hand only. This must be done from the **RIGHT HAND SIDE** of the Feed/Technical Zone.
2. Hand small tools or spares to the rider

YOU CAN NOT:

1. Place water bottles on to the bike or Camel Baks on to the rider. These must be handed to the rider. Food or other items must also be handed to the rider. Do not put these into the rider's mouth or the pockets on the rider's shirt.
2. Hand sponges, wet towels etc to the rider. If additional cooling is required, the rider may be handed an open drink bottle so as to pour water over themselves.
3. Pour or spray water over the rider or bicycle
4. Spray chain with oil or water etc.
5. Feed from any position other than the **RIGHT HAND SIDE** of the feed zone. This allows those riders not wanting a feed to pass through the feed zone unimpeded.
6. Loiter in the feed zone, unless you are feeding or about to feed a competitor. After feeding a rider the feeder must move clear of the feed zone, allowing plenty of room for other feeders.
7. A feeder can not run alongside his rider in the feed/technical zones. This helps in preventing collisions and interference with other feeders. You must be stationary when feeding your rider.

PENALTIES

Failure to comply with the above requirements may result in the feeder being removed from the feed zone and the rider may be penalised and/or fined.

ANTI DOPING

Please be aware the all race licence holders are subject to drug testing to ensure competitions are fair and riders are free from the use of performance enhancing drugs. As a licenced rider, you could be tested at any time. Further information on Anti Doping can be found on the BikeNZ website.

MARKING


The course must be well marked.

Markers or tape will indicate the route to be followed, showing changes of the course, intersections and all potentially dangerous situations. Markers will be placed at frequent intervals along the course to confirm to the rider that he/she is following the correct course.

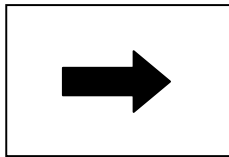
Each intersection will be marked by an arrow placed 30m before the intersection. Another arrow will be placed at the intersection, with a third placed 30m after the intersection to confirm the correct route. An X sign will be positioned within easy eyesight to mark the wrong direction

In all potentially dangerous situations, 1 or more arrows will be placed in a downward pointing position. These arrows should be positioned 30 metres before the obstacle and at the obstacle itself. Two or more downward pointing arrows mean a more dangerous situation. Three or more downward pointing arrows means a most dangerous situation, proceed with caution.


Downhill and cross country courses use the same system of marking. Signs are as follows:




Straight Ahead



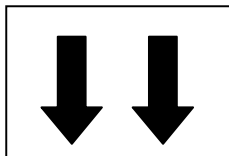
Right Turn



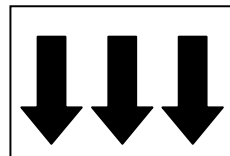
Left Turn



Straight Ahead Slow




Danger Slow




Danger Very Slow



Wrong Way



Bridge Ahead



Water Crossing

CODE OF CONDUCT (NZ Licence Holders)

The License Holder agrees to observe and abide by the rules of the Union Cyclist Internationale (UCI) and Mountain Bike NZ (MTBNZ). Failure of the license holder to comply with any of these rules will render the holder liable for such reasonable penalties as may be decided by the MTBNZ Executive Committee or the Commissaires Panel if the infringement occurs during racing.

The License Holder acknowledges that MTBNZ has the right to withdraw them from further participation in any event for any length of time if the License Holder does not conduct him or herself in accordance with the standards described in the schedule below. Any penalty for misconduct may also include the cancelling of UCI points that may have been won by the rider and this may be retrospective.

The standard schedule applies to any event run by MTBNZ, accredited by MTBNZ or any other event both within and outside New Zealand that comes under the jurisdiction of the UCI. Adherence to the following standard is essential for the development of Cycling in New Zealand. The standard is part of the commitment that any License Holder (riders and officials) is expected to maintain as a member of MTBNZ. The standard applies during competition and also for the time surrounding an event when License Holders can be readily identified as being members of MTBNZ.

1. License Holders are representing themselves, their families and clubs. At all times License Holders will behave in a disciplined and responsible manner, so as to uphold the name of MTBNZ
2. There should be no examples of obnoxious, antisocial or criminal behaviour. At no time should any behaviour from a License Holder bring the sport of cycling into disrepute.
3. The License Holder shall maintain high standards of personal health and habit that are conducive to sporting excellence, and will ensure suitable attire and presentation on all occasions.
4. The use of foul or obscene language or gestures is prohibited. No License Holder may make discriminatory, derogatory, or abusive comment about or to any other rider, official or member of the public.
5. The License Holder shall abide by the spirit & rules of the sport of Cycling as defined by BikeNZ and the UCI.
6. The License Holder shall abide by the principles of "Fair play"
 - Respect - for the opposition, the officials and the rules of the game
 - Staying cool - no matter what happens
 - Dignity - in winning and losing
 - Keeping sport fun - it's why we do it

DISCIPLINARY PROCEDURE (NZ License Holders)

In such cases where a License Holder has breached the *Code of Conduct*, as deemed by the MTBNZ Executive Committee, the disciplinary procedure shall be as follows:

1. Details of alleged behaviour will be outlined in writing for the License Holder, with a nominated date, time and location for a preliminary discussion or hearing.
2. The hearing will consist of representatives from the MTBNZ executive, a riders representative (should one be necessary) and the license holder. License Holders may also bring an impartial support person with them to the hearing. The hearing may be held in the absence of the License Holder, should they refuse or fail to appear.
3. The hearing will allow the License Holder to put forward an explanation and / or a case for defense of the allegations.
4. Notice of the decision made on the alleged behaviour will be provided to the License Holder in writing within three (3) days of the hearing. At the discretion of Mountain Bike NZ this time may be extended.
5. Once a License Holder has been notified of the decision, the decision may be formally appealed by the License Holder. The appeal process, as laid out in *Guiding Principles* will be as follows:
 - a. BikeNZ will manage the appeal process.
 - b. Any appeal must be made in writing within seven (7) days of the date on the notice of penalty.
 - c. Such notice must be received by Bike NZ, Level 5 142 Lambton Quay, PO Box 1057, Wellington, office@bikenz.org.nz or fax 04 473 1616, within the seven (7) days.
 - d. The appeal must be accompanied by a bank cheque payment of \$250.00, made out to BikeNZ.
 - e. This payment will be refunded if the appeal is wholly successful.

The License Holder has the right to appeal any decision made by the MTBNZ Executive Committee. BikeNZ will manage the appeal process. Any appeal must be made in writing within seven (7) days of the date on the notice of penalty. Such notice must be received by BikeNZ, PO Box 38170, Wellington Mail Centre, 6140 admin@bikenz.org.nz or fax 04 560 0333, within the seven (7) days. The appeal must be accompanied by a bank cheque payment of \$250.00, made out to BikeNZ. This payment will be refunded if the appeal is wholly successful.